

SUCTION CUPS / Sponge

VS200

Features and Strengths

Excellent performance for rough and uneven surfaces

Examples of use

Marbles, Paving Slabs, Bricks, Rough Wood, Masonry



Recommended Lifting Force (Max.)

Model	Volume(cm ³)	Lifting Force (Kg) - Perpendicular		
		- 20 kPa	- 60 kPa	- 90 kPa
VS200	543.00	76.53	193.87	275.51

※ The lifting force above does not include safety factor

Material Specifications

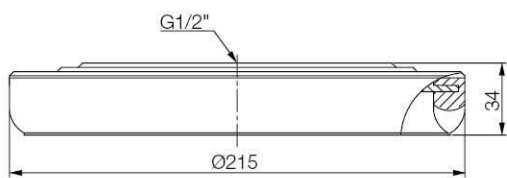
Material	Hardness Shore (°)	Color	Temperature (°C)
EPDM	40°	Black	0~150

Material Resistance

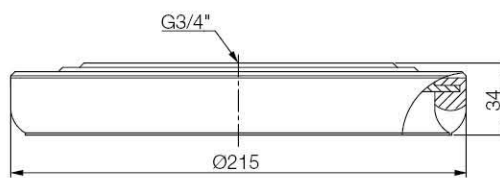
Description	EPDM
Wear Resistance	Fair
Oil	Poor
Weather / Ozone	Excellent
Alcohol	Excellent
Acid	Poor

Dimension

[Unit : mm]

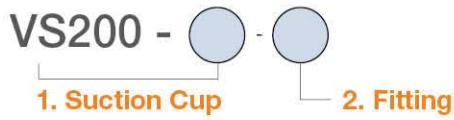


[With 12F fitting]



[With 34F fitting]

Build an Ordering No.



1. Suction cup	Description	Symbol
	Sponge suction cup, 200mm diameter, EPDM	VS200-E

2. Fitting	Description	Symbol
	Fitting, G1/2 female	12F
	Fitting, G3/4 female	34F

Spare Parts – Rubber Part

Part No.	Description	Weight (g)	Color
VS200-E	EPDM Perimeter Seal	176.66	Black

Spare Parts – Fittings

Part No. (Code No.)	Fitting size	Description	Weight (g)
350 001 3616	12F	G1/2 female	1015
350 001 3716	34F	G3/4 female	1015